

140mm

105mm

Specifications:

Display:All datas displayed when power on

Capacity:3-180KGS

Division:1D=100G/0.2LB

Unit:KG/LB/ST:LB(For LCD Display) or KG/LB(For LED Display)

Overload Indication:Overload more than 2.5KGS,total 182.5KGS displayed" Err"
Low Battery Indication

Best Working Temperature:-10~60°C

Moisure Environment:≤90%RH

Instructions for LEAONE Smart Scale APP.

Instantly Weighing

Open the LEAONE APP and your Bluetooth, Enter into "Dashboard" interface. Stand on the scale and find "No paired" device, then click "to pair". After weighing finished, datas will be synchronized to APP. If the Bluetooth disconnected, the weight datas will be saved into memory of the scale, then synchronized to APP while the Bluetooth connected.

Type weight datas into LEAONE Smart Scale APP

Syncing to Google Fit and Apple Health

Dashboard

Dashboard interface displays weight information of the user and family members, and generates the report and give health advice based on the measurement. Including Dashboard interface, Family Member, FAQ, and Settings.

Weight Trend

Including Weekly report, Monthly report and Quarterly report, indicating the changes of weight through curves.

6

105mm

Notice

For Bluetooth Body Fat Scale, there are 12 datas analyzed: Weight, BMI,FFM,Body Fat,Body Water,Muscle mass,BMR,VFL,Protein,Bone mass,Body shape,Physical

Management of Smart Scale

Management of scale including two parts: Scale Management and Connection Management

Scale Management

Manage the process of pairing including binding and unbinding

Connection Management

Including Bluetooth Status indication and Bluetooth Connection

Account and User

Including Account Management and User Management

Account Management

Including registration, logging in, changing password, forgetting password, linking to Email, Facebook, Linkin, Instagram...etc

User Management

Manage user information, including Nickname, Birthday, Height, Gender...etc, also managing Family Member Account and information (under the same registration account).

Warnings:

1. Please keep the scale away from wet floor, don't use the scale if the glass is wet in case of slip.
2. Please stand on the middle of the scale in case of turnover.
3. The platform of the scale is made of glass, please avoid sharp or harsh things scratching the surface, excessive forces or sudden shocks, unexpected fallen-off will break the glass and injure the user.

7

105mm

4. The Bluetooth scale is not waterproof. Keep the surrounding environment dry, do not submerge it in water.
5. Use soft cloth with neutral cleaning liquids to clean the surface, keep away contacting with organic solvent nor chemicals.
6. When the batteries are in low power status, please remove the batteries in case of leaking liquids corrode the scale.

Notices:

1. The scale must be placed on a hard floor, not on any soft cushion, otherwise the data will vary greatly.
2. The minimum body scale starts at 3KG, which is not suitable for weighing objects smaller than 3KG.
3. Each time it is enabled, the first data is the Wake-up function, the second and third data shall prevail.
4. When the human body scale (including Bluetooth scale) is placed on the ground to display the weight of 1.3KG or 1.7KG, it is the weight of the scale itself, which is a normal phenomenon. Wait for the number to return to zero and then step on to measure your weight.
5. There are 4 electrodes on the surface of the Bluetooth scale. Make sure to touch the first two metals with bare feet to measure.
6. Please step on the scale no less than 10 seconds for measuring body fat,water, muscle and other data in the APP.
7. Please make sure details such as Gender, Height, Weight Data are correct for Registration.
8. For Bluetooth Weight Scale(Not Bluetooth Body Fat Scale), Only"Weight" and "BMI" will be showed on the APP

8

105mm

Bluetooth Smart Scale



Available on the App Store

GET IT ON Google play



For iOS



For Android

Place the scale on hard surface (not on the carpet or some soft subjects) Stand on the scale with your bare feet (Take off both your shoes and socks)

140mm

105mm

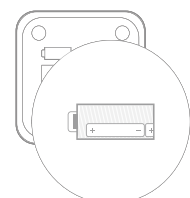
Step 1 Check required specifications for Phone or Tablet

Before installing LEAONE APP, kindly check whether the phone or tablet meets following requirements:

Compatible with iOS7.0 and above with Bluetooth 4.0 and above

Compatible with Android 4.3 and above with Bluetooth 4.0 and above

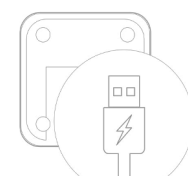
Step 2 Install the batteries



For Battery Scales

- 1/ - Open the cover of battery
- 2/ - Install the batteries in the right direction
- 3/ - Close the cover

2



For USB Charge Scales

Make the scale recharged with the USB charger before electricity used out

105mm

Step 3 Install APP

Switching on Bluetooth
Phone or Tablet connects to Net (WiFi, 3G or 4G)
Using your device s to scan QR Code or searching" LEAONE" from APP store/Google Play to install APP



For iOS

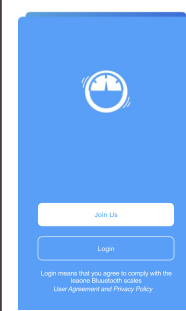


For Android

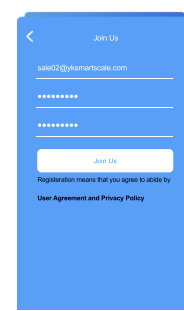
Step 4 Register and complete user information

Open the LEAONE app, register using your email. Then choose a username and input your Gender, Date of birth and Height.

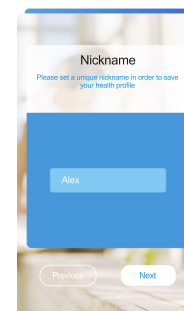
1.Join Us



2.Register using email



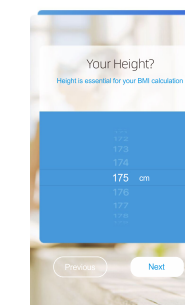
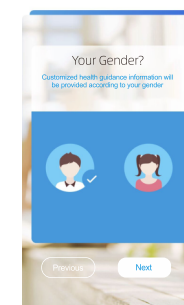
3.Choose username



3

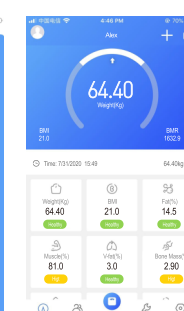
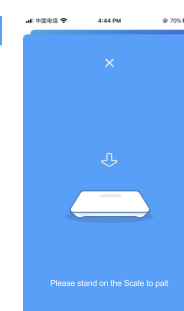
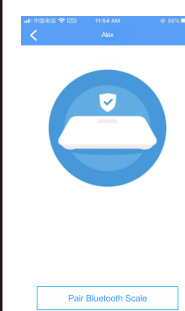
105mm

4.Gender 5.Date of birth 6.Height



Step 5 Weighing

Enter into "Dashboard" interface. Stand on the scale and open your bluetooth, Search and click to pair after noting weight synchronized to LEAONE APP.

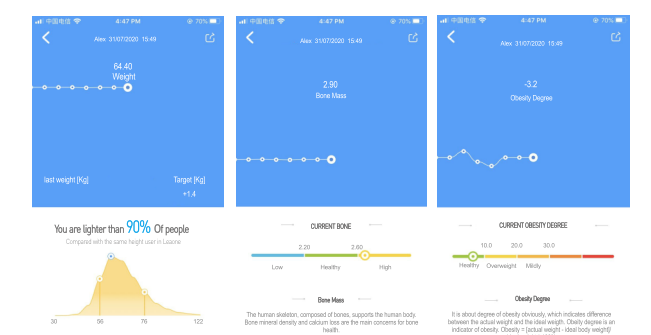


4

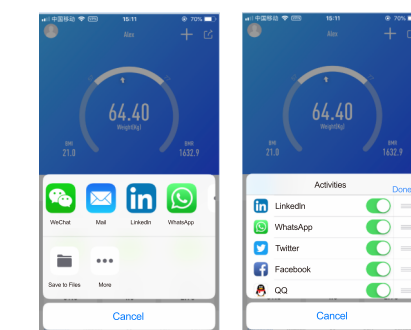
105mm

Step 6 View the test result and sharing datas through different ways.

Press each Data to view the past and current test result



Different ways to sharing the weighing datas



5

2020-8-6佳
4折页